



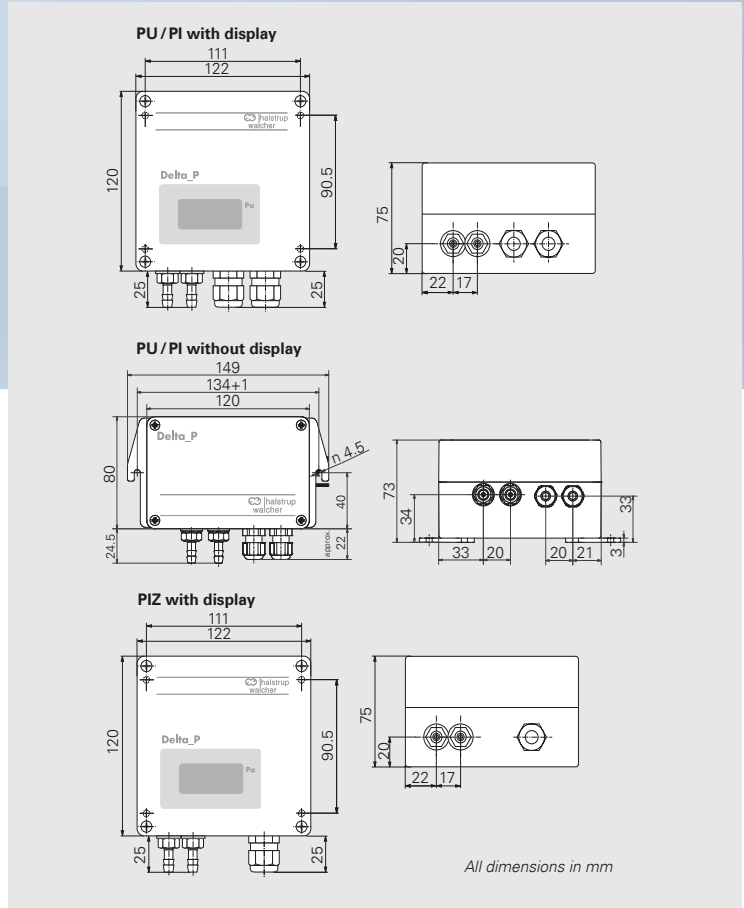
Figure: Version with 3 1/2 digit display

Features

- Differential pressure transmitter with linear curve for air-conditioning applications
- Also available as a two-wire system ("PIZ" model)
- Also for ± measurement ranges and asymmetric measurement ranges
- With optional LCD
- suitable for wall mounting

Measurement ranges (also ± measurement ranges) others available upon request	50/100/250/500 Pa 1/2.5/5/10/20/50/100 kPa
Measurement accuracy ¹⁾	± 0.2 % FS ²⁾ measurement ranges ≥ 250 Pa and ≤ 50 kPa or ± 0.5 % FS ²⁾ or ± 1 % FS
Temperature coefficient span	max. 0.04 % FS / K
Temperature coefficient zero point	max. ±0.04 % FS/K
Zero point stability	0.5 % FS/year
Overload capacity	10 x for measurement ranges ≤ 20 kPa 2 x for measurement ranges > 20 kPa
Medium	air, all non-aggressive and non-flammable gases
Max. system pressure	10 kPa for measurement ranges ≤ 10 kPa max. nominal pressure of the sensor for measurement ranges above 10 kPa
Step response time (T63) (Time constant)	20 ms (factory-provided)
Rated temperature range	10 .. 60 °C
Storage temperature	-10 .. 70 °C
Power consumption	PU/PI: approx. 3 VA PIZ: max. 0.6 VA
Weight	approx. 800 g
Cable glands others available upon request	PU/PI: 2 x PG 7 PIZ: 1 x PG 7
Pressure ports	for tubing NW 6 mm
Protection class	IP65
Certificates	CE/UKCA

¹⁾ Measurement accuracy for the reference 0.3 Pa, for measuring ranges ≤ ±1.5 kPa
²⁾ not for PIZ with ± measuring ranges



Order code	A	B	C	D	E	F	G
------------	---	---	---	---	---	---	---

Model	Output signal	A
PU	0 .. 10 V (R _L ≥ 2kΩ)	U
PI	0 .. 20 mA (R _L ≤ 500Ω)	I0
PI	4 .. 20 mA (R _L ≤ 500Ω)	I4
PIZ	4 .. 20 mA two-wire (R _L ≤ 50 [U ₀ (V)-10 (V)]Ω)	IZ

Step response time	E
none	0
1 s	1
2 s	2
5 s	5

Measurement range	B
Measurement range e.g. 0 .. 100 Pa, 0 .. 60 mbar, ± 110 mmHg (etc.)	

LCD	F
none	0
3 ½ digits (see foto)	3
4 ½ digits (only for PU/PI)	4

Measurement accuracy	C
± 0.2 % FS ²⁾ only for measurement ranges ≥ 250 Pa and ≤ 50 kPa	02
± 0.5 % FS ²⁾	05
± 1 % FS	1

Calibration certificate	G
none	0
Factory calibration	I
Calibration according to DKD-R 6-1	D

²⁾ not for PIZ with ± measurement ranges

Supply voltage	D
24 VDC, +20 % / -15 % ³⁾	24D
24 VAC, ±10 % ³⁾ (with galvanic isolation)	24A
115 VAC, ±10 % ³⁾	115
230 VAC, ±10 % ³⁾	230
10 .. 32 VDC (two-wire system) ⁴⁾	PIZ

³⁾ not for PIZ
⁴⁾ only for PIZ



Accessories and software

Accessories

Connection parts

Silicone tubing ID 5 mm, AD 9 mm, red
(please state length required)

Order no.

9601.0003

Silicone tubing ID 5 mm, AD 9 mm, blue
(please state length required)

9601.0004

Norprene tubing ID 4,8 mm, AD 8 mm, black
(please state length required)


9061.0002

Y-piece for tubing, NW 5mm

9601.0171

Pressure connections

You can also obtain numerous customized pressure connections from us, e.g. various cutting ring fittings or hose nozzles.



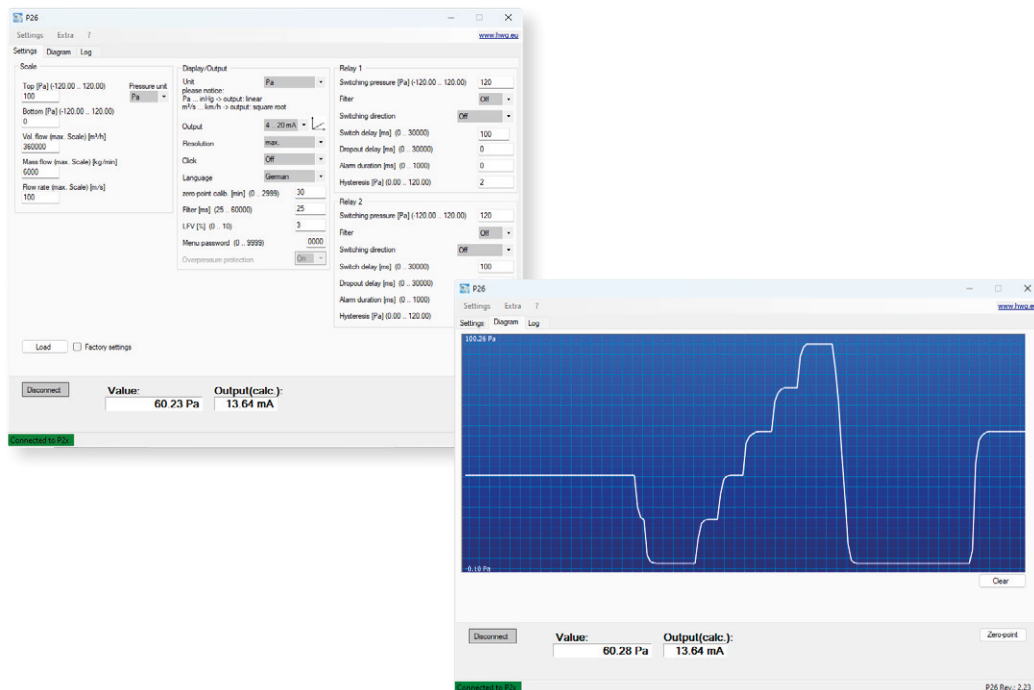
Application software

You can set the parameters for our instruments or monitor and record measurements using a PC via a USB or RS232 interface. These features are supported by our free user software. This also allows you to transfer your settings to other devices by saving and reusing them.

Our user software is compatible with the following pressure transmitters: P 26, P 34 and P 29.

You can download the software here:

www.halstrup-walcher.de/en/software



Calibration services

You can also have our devices tested and confirmed in our accredited calibration laboratory in accordance with DKD-R 6-1 or as a factory calibration. Our trained experts will be happy to advise you on the calibration of our pressure measurement devices. Recalibration of third-party devices that are included in our scope of accreditation is also possible. If required, we offer adjustment for pressure measurement products manufactured by halstrup-walcher. In addition, we offer you further services within the scope of calibration, please contact us.

You can find more information at: www.halstrup-walcher.de/en/products/calibration.php



To place your order, please call us at

+49 7661 3963-0 or email us at

info@halstrup-walcher.com.

For additional contacts, please visit

www.halstrup-walcher.de/en/contact